

.....	2
.....	7
.....	11
.....	21
.....	41
.....	55
.....	61
.....	62
.....	63
.....	75
.....	81
.....	82
.....	199

		2019 1 1 -2019 12 31

			300171

	61 4

	438,779,402.28	487,079,996.98	543,942,458.37	794,202,471.07
	15,929,529.97	22,297,904.56	22,401,160.82	85,186,162.36
	8,385,360.32	5,773,457.05	10,585,218.01	61,369,849.64
	15,909,403.46			

47,317,856.33 -12,420.00

	26	10,000	
40			
1			
2			
3		/	
			/

1				ZL201720797660.6	2019-1-4
2				ZL201820617208.1	2019-1-4
3				ZL201820657338.8	2019-1-4
4				ZL201820738671.1	2019-1-4
5				ZL201820989341.X	2019-1-4
6				ZL201730637325.5	2019-1-11
7				ZL201820296558.2	2019-1-11

74				ZL201821863007.6	2019-6-
----	--	--	--	------------------	---------

	V4-0			0151437		
3	1-0	2009SR036188				

	V1-0]					
44	[Genuine WMS V1-0]	2015SR109470		0996556	2015-3-20	
45	V1-0	2015SR191420		1078506	2015-5-18	
46	[MES Pure GMP V1-02]	2015SR116112		1003198	2015-5-20	
47	V2-0	2015SR178387		1065473	2015-6-12	
48	V3-0	2015SR178438		1065524	2015-6-12	
49	V1-0	2015SR178393		1065479	2015-6-15	
50		2018SR535759		2864854	2016-3-14	
51	PID	2018SR541497		2870592	2016-3-16	
52		2016SR299770		1478387	2016-8-10	
53	V1-0	2018SR481210		2810305	2016-10-8	
54	HIBase v1-0	2017SR236586		1821870	2016-11-8	
55	HIBase v1-0	2017SR236418		1821702	2016-11-8	
56	HIBase v1-0	2017SR237493		1822777	2016-11-8	
57	CIP V1-0	2017SR431134		2016418	2017-1-1	
58	V1-0	2017SR105847		1691131	2017-1-3	
59	V2-0	2017SR105851		1691135	2017-1-3	
60	V2-0	2017SR105849		1691133	2017-1-3	
61	V4-0	2017SR106798		1692082	2017-1-3	
62	V1-0	2017SR106331		1691615	2017-1-10	
63	V1-0	2017SR429047		2014331	2017-3-1	

64	V1-0	2017SR451504		2036788	2017-5-1	
65	v1-0	2017SR642209		2227493	2017-9-22	
66		2018SR537146		2866241	2017-9-23	
67		2018SR541409		2870504	2017-9-23	
68		2018SR541417		2870512	2017-9-23	
69		2018SR541413		2870508	2017-9-25	
70		2018SR535764		2864859	2017-9-25	
71	Pharma	2018SR270699		2599794	2017-11-20	
72	Pharma	2018SR250681		2579776	2017-11-20	
73	Pharma	2018SR208226		2537321	2017-11-20	
74	Pharma	2018SR237659		2566754	2017-11-20	
75	Pharma	2018SR201142		2530237	2017-11-20	
76	Pharma	2018SR201085		2530180	2017-11-20	
77	Pharma	2018SR270601		2599696	2017-11-20	
78	Pharma	2018SR257695		2586790	2017-11-20	
79	Pharma	2018SR250147		2579242	2017-11-20	
80	Pharma	2018SR257745		2586840	2017-11	

85	Intouch v1-0	2018SR083442		2412537	2018-1-2	
86	Intouch v1-0	2018SR083454		2412549	2018-1-2	
87	V2-0	2018SR978524		3307619	2018-5-20	
88		2018SR644676		2973771	2018-7-11	
89	v1-0	2018SR644676		2973771	2018-7-11	
90	v2-0	2018SR592668		2921763	2018-7-16	
91	v2-0	2018SR591349		2920444	2018-7-16	

IT

1

2

3

4

Mini KUFill 5

1

2

1

	2019		2018		
	2,264,004,328.70	100%	1,916,821,892.04	100%	18.11%



	141,669,855.14
	11.10%
	0.00%

5

1		34,619,030.85	2.71%
2		31,101,195.51	2.44%
3		29,221,599.43	2.29%
4		24,712,462.88	1.94%
5		22,015,566.47	1.72%
	--	141,669,855.14	11.10%

3

	2019	2018		
	133,632,322.45	112,764,121.04	18.51%	
	289,666,561.60	288,472,934.15	0.41%	
	-2,828,279.84	-26,174,931.29	-89.19%	
	119,045,390.93	97,727,917.45	21.81%	

	5.26%	5.10%	6.56%
	0.00	0.00	

	-4,071,633.32	-2.19%		
	47,317,856.33	25.42%		
	-55,750,457.92	-29.95%		
	749,092.36	0.40%		
	1,588,086.58	0.85%		
	25,071,246.90	13.47%		
	-24,420,862.48	-13.12%		

1

2019

	2019		2019			
	734,158,342.80	14.10%	565,542,794.31	12.06%	2.04%	
	543,304,070.13	10.43%	535,939,774.61	11.43%	-1.00%	
	1,535,738,573.82	29.48%	1,432,591,289.88	30.56%	-1.08%	
	94,220,734.15	1.81%	121,884,093.87	2.60%	-0.79%	
	356,987,323.13	6.85%	381,298,982.09	8.13%	-1.28%	

3

2,509,135.67

580,000.00

2,342,550.00

892,000.00


195,000.00

262,110.00

1

669,600.00	40,705,205.20	-98.36%

2**3****4**

1

2		13,566.7	13,566.7		13,587.41	100.00%	2013 09 30	1,470.49	4,590.96			
1												
	--	43,166.7	43,166.7	38.5	29,625.21	--	--	13,883.78	49,378.04	--	--	
		4,900	1,5				2012 06 3					
								2,001.62	9,027.09			

		4	2014						
						26,597,160			
				1970.16		26,597,160			
		5	2014						
				100%				4,895	
							3,395	100%	
1,500				1,500			3,395	4,895	
		6	2014						
						16,385,982			
						3562.17	2019	12	31
14,747,383.80							7	2015	
				9,900					
			2014					9,900	
		8	2015						
								50,000	
			2014				2019	12	31
	25,000						9	2015	5
									25
				3,500					
						14.77%			
3,500									



2

2019 12 31

90

720

2020

25

2020

1

MES

2

3

IT

4

5

6

7

2020

2019 5 20

628,337,040

2018

2018

10

0.4

2019 6 13

10



20		
2019	0.70	628,337,040
		10

3

2018 4 23 2017 628,337,040

10 0.6

2019 4 23 2018 628,337,040

10 0.4

2020 4 27 2019


2019 628,337,040

10

0 g[29E0BT/F1 12 Tf1 0 0 1 237.69 468.67 Tm[07737002C40A5B303E02C530001

1





2

2017

22

23

24

37

1	1,083,470,000.00	930,000,000.00
	1,083,470,000.00	930,000,000.00
2	107,799,808.00	72,799,808.00
	107,799,808.00	72,799,808.00
3	132,883,334.56	107,365,366.98
	132,883,334.56	107,365,366.98
3	2019 6	2019 16

	565,542,794.31		565,542,794.31
	132,883,334.56		132,883,334.56
	535,939,774.61		535,939,774.61

7,022,190.49

					930,000,000.00
) (930,000,000.00			

1

2

3

4

5

1

1

2

3

2

3

1

		79,400	79,400	0
		60,000	60,000	0
		139,400	139,400	0

1

2

			44,500		2018 12 27	2019 06 27	USD3M-LIBOR		4.30%		954.13				
			44,500		2019 06 27	2019 12 27	USD3M-LIBOR		4.05%		903.59				

45,300

2

4

1

1

SZ 300171 1993

26

10,000

40

2

2011

3

100%

4

5

6

2

2018 1 3

2018-003

2018 6 30

2018 6 28

2018 8 31

437.5

2018-028

8

2019 12 30

8

347.5

2,780

40%

60%

2020 6 30

2018 6 28

2,290,000

18,320,000

2,085,000

2018-031 2019-001 2019-046

1

	294,710,069	46.90%				-85,667,408	-85,667,408	209,042,661	33.27%
1									
2									
3	294,710,069	46.90%				-85,667,408	-85,667,408	209,042,661	

2019 12 19

125,667,408

2019-045

2



1

2

3

1

	29,822		30,021		0		0
		5%		10			

	10
10	

3

4 **10%**

5

2020 2023
42 02 03 02 03

1

1977 4

1999 8

2001 11

2001 11

2006

2009

2015 3

1965 2

1995

10

1996 10

1999 3

1999 6

2015 5

2014 3

1948 1

2013

2 2013 12 2008 3

1985 10

2009 2012 2015 2016

2017 2018 2014 3

2023 2 3

3

1963 1 1983 8 1987

10 1987 10 1995 5

1995 5 2002 1 2002 2

2012 3


1981 11 2008

4 2008 12 2009 3 2012

4 2012 4 2017 10

2016 6

2017 3
1969 5 ,
1989 -2001
2001 3 2012 2
2012 3
1979 9 2002 8 2006
4 2006 5 2010 10
2010 11 2016 12 19
2023 2 3



			28		
			2016 01 12		
			2012 11 01		
			2011 10 01		
			2017 06 30		
			2019 11 25		
			2009 09 01		
			2009 10 01		
			2007 12 01		
			2013 02 01		
			2015 09 24		
			2016 04 20		
			2013 10 15		
			2017 09 21		
			2016 07 31		
			2016 08 16		

2013 02
01

			2014 10 01		
			2015 12 01		
			2016 06 30		
			2015 11 13		
			2015 09 14		
			2014 08 13		
			2016 01 12		
			2012 12 01		
			2012 12 01		
			2012 12 01		
			2015 05 29		
			2015 11 24		

			35		14.1	
			57		51.01	
			39		53.39	
			51		50.21	
			41		43.79	
	--	--	--	--	552.1	--

1

	1,098
	1,359
	2,457
	2,457
	0
	927
	122
	1,221
	46
	141
	2,457
	82
	713
	580
	1,082
	2,457

3

2019

6

7

1

2018		62.10%	2019 05 20	2019 05 20	

2

1

2019

2019

2

3

4

1

2

		2020 04 29	
		http://www.cninfo.com.cn/	
		100.00%	
		100.00%	
	1	1	1
	2		3
			2
			1
			3
			4
			5
			6
	2	1	
		2	1
		3	2
			3
		4	
			4
	3		

	2020 04 27
	[2020] ZA11222

1

2019 12

31

2019

2019 12 31

2019

2

3

() 2019	1

225,268.74

2

3

5

6

1

2

1

2019 12 31

	2019 12 31	2018 12 31
	734,158,342.80	565,542,794.31
	1,388,356,879.47	
		132,883,334.56
	543,304,070.13	535,939,774.61
	170,069,333.79	
	66,584,825.62	93,553,583.52

	2,531,374.45	7,022,190.49
		912,092.59
	1,535,738,573.82	1,432,591,289.88
	14,116,508.26	1,097,953,217.61
	4,454,859,908.34	3,865,486,184.98
		107,799,808.00
	94,220,734.15	121,884,093.87
	101,026,345.08	
	356,987,323.13	381,298,982.09
		1,035,390.94
	89,754,380.78	97,588,981.20
	75,045,403.19	84,040,026.90
	4,630,358.60	5,193,604.36
	32,053,125.26	23,761,976.22

	2,470,000.00	9,210,000.00
	405,874,084.87	394,662,605.39
	1,391,764,803.61	1,014,332,594.25

	7,947,494.39	7,399,515.27
	33,399,786.72	37,924,274.67
	12,429,237.06	11,468,030.21
	53,776,518.17	56,791,820.15
	1,965,996,905.04	1,570,909,898.92
	628,337,040.00	628,337,040.00
	1,127,753,494.08	1,127,753,494.08
	-5,659,291.01	13,797.88
	50,117,739.19	38,390,050.25
	223,629,179.86	211,721,070.63
	1,128,280,432.87	1,019,504,298.11
	3,152,458,594.99	3,025,719,750.95
	90,122,078.50	91,459,398.69
	3,242,580,673.49	3,117,179,149.64
	5,208,577,578.53	4,688,089,048.56

2

	2019 12 31	2018 12 31
	527,918,568.85	388,274,349.29
	1,126,197,997.28	

		107,365,366.98
	392,494,674.46	491,108,616.41
	114,938,643.86	

—

1.	145,814,757.71	70,457,732.09
2.	3,984,030.35	16,710,196.60
	-5,673,088.89	30,551.98
	-5,673,088.89	30,551.98
	-5,691,638.04	
1.		
2.		
3.	-5,691,638.04	
4.		
5.		
	18,549.15	30,551.98
1.		
2.		
3.		
4.		
5.		
6.		
7.		
8.	18,549.15	30,551.98
9.		
	144,125,699.17	87,198,480.67

	140,141,668.82	70,488,284.07
	3,984,030.35	16,710,196.60
	0.23	0.11
	0.23	0.11
	0.00	0.00

4

	2019	2018
	1,615,252,698.76	1,507,329,625.79
	1,153,094,684.41	1,170,686,909.79
	6,707,503.64	6,294,218.46
	101,841,752.83	86,435,549.86
	179,898,310.42	175,229,686.28
	52,661,117.56	46,821,029.24
	-2,132,336.60	-25,099,187.01
	333,327.30	
	3,390,810.63	10,865,295.99
	19,275,758.94	23,777,256.29
	9,215,188.79	52,598,839.51
	-763,718.36	-1,097,102.78
	41,377,486.96	
	-38,660,576.38	



-

6.		
7.		
8.		
9.		
	114,355,218.15	63,576,674.18
	0.19	0.10
	0.19	0.10

5

	396,414,345.67	382,798,253.82
	131,305,726.60	101,461,933.82
	311,776,142.75	240,792,834.16
	2,005,126,092.43	1,874,037,928.00
	446,307,738.89	222,035,747.07

	25,099,937.87	18,678,719.35
	6,845,944.01	3,704,036.76
	25,099,937.87	18,678,719.35
	-25,099,937.87	-18,078,719.35
	1,577,820.76	15,166,768.70
	255,343,888.49	-59,367,764.12
	474,542,794.31	533,910,558.43
	729,886,682.80	474,542,794.31

6

	2019	2018
	1,850,222,774.81	1,594,985,629.70
	2,657,028.00	1,059,352.90
	48,895,538.38	107,757,276.33
	1,901,775,341.19	1,703,802,258.93
	1,147,997,747.21	1,172,129,507.91
	199,391,865.87	210,456,639.38
	56,230,055.94	44,493,798.46
	215,148,525.34	149,543,688.57
	1,618,768,194.36	

	91,000,000.00	93,200,000.00
	2,786,978,684.81	2,008,616,847.04
	4,130,521.80	16,523,292.53
	2,819,000,000.00	2,224,716,854.55
	2,823,130,521.80	2,241,240,147.08
	-36,151,836.99	-232,623,300.04

	628,3	1,127,	13,797	38,390	211,72
	37,04	753,49	.88	,050.2	1,070.
	0.00	4.08		5	63

3		-25,13	-25,13	-6,845,
		0,513.	0,513.	
		72	72	

2



	2019											
	628,337,040.00			1,169,751,644.60			14,197,241.81	211,721,070.63	994,919,630.40			3,018,926,627.44
	628,337,040.00			1,169,751,644.60			14,197,241.81	211,721,070.63	994,919,630.40			3,018,926,627.44
							-4,725,874.19	2,758,644.91	11,908,109.23	82,042,469.39		91,983,349.34
							-4,725,874.19		119,081,092.34			114,355,218.15
1												



1 2019 6

1

15

2

12

1

2019 12 31

2019

2

1 1 12 31

3

12

4

1

3

4

7

1

2

3

4

5

8

9

1

2

10

1

2019 1 1

2

3

4

5

/P AMCID 0B72079C0771C4TJE518 7955D459C8401D597 Tm[0515079C07951145831D4F1101C35737951583114D

2

3

4

)

12

4

5

1

2

16

17

18

1

2

19

20

21

22

1

2

1

2

3

1

2

5

6

3

25

26

1

1

2

3

2

3

3

4

27

28

29

30

1

1

31

32

2

3

2

3

40

1

2

3

41 /

42

1

1

2

2

1

2

43

44

1

		132,883,334.56
		535,939,774.61
		9,210,000.00
		394,662,605.39
		1,083,470,000.00
"	"	1,083,470,000.00

<

2

3 2019

	2018 12 31	2019 01 01	

--	--	--	--

	628,337,040.00	628,337,040.00	

	930,000,000.00		-930,000,000.00
	2,908,432,847.53	2,908,432,847.53	
	72,799,808.00		-72,799,808.00

	10,563,286.10	10,563,286.10	
	157,550,524.13	157,550,524.13	
	831,291,979.98	831,291,979.98	
	14,117,844.83	14,117,844.83	
	46,405,720.77	46,405,720.77	
	45,193,906.39	45,193,906.39	
	1,059,929,355.81	1,059,929,355.81	
	7,059,719.70	7,059,719.70	
	34,104,670.28	34,104,670.28	
	5,788,906.25	5,788,906.25	

	14,197,241.81	14,197,241.81	
	211,721,070.63	211,721,070.63	
	994,919,630.40	994,919,630.40	
	3,018,926,627.44	3,018,926,627.44	
	4,125,809,279.48	4,125,809,279.48	

	15%
	15%
	15%
	15%
	15%
()	21%
	25%
	20%

2

1

1 2017 11 23

GR201731001177

15%

2

2018 11 2

GR201831001005

15%

3

2018 11 2

GR201831000225

15%

4

2019 10 28

GR201931001473

15%

5

2019 10 28

GR201931001267

15%

6

2019 10 28

GR201931001615

15%

8			
	2018 11 27	GR201831001506	15%
9		2017 11 23	
	GR201731001999		15%
10		2017 11 23	
	GR201731002417		15%
11		2018 11 27	
	GR201831002575		15%
12			
	2018 11 27	GR201831001644	15%
13			
	2017 10 23	GR201731000269	15%
14		2017 11 23	
	GR201731003010		15%
15		2019 11 22	
	GR201932003043		15%
2			
	[2000]25	2000 6 24	2010
		17%	3%
	2011 1 28		
	([2011]4)		

3

1

	1,219,913.47	1,980,289.46
	728,640,431.78	556,139,947.73
	4,297,997.55	7,422,557.12
	734,158,342.80	565,542,794.31
	1,944,936.27	761,463.88

	580,000.00	
	3,429,550.00	
	262,110.00	
	4,271,660.00	

2

	1,388,356,879.47	1,083,470,000.00
	1,388,356,879.47	1,083,470,000.00
	1,388,356,879.47	1,083,470,000.00

3

4

5

1

	1,979,58	0.00	0.29%	1,979,58	0.00	100.00%				

2

	111,708,367.33	23,774,788.38		3,832,475.00		131,650,680.71
	111,708,367.33	23,774,788.38		3,832,475.00		131,650,680.71

3

--	--

6

	170,069,333.79	132,883,334.56
	170,069,333.79	132,883,334.56

2

		(%)
1	1,609,506.09	2.17
2	1,604,347.92	2.16

2



			3		
		218,400.00		4.99%	43,680.00
		200,000.00	3	4.57%	200,000.00

193,800.00 1-2

10

	129,506,880.54	5,481,853.56	124,025,026.98	169,230,371.41	674,428.26	168,555,943.15
	544,706,994.39	8,709,233.86	535,997,760.53	582,232,480.16	10,898,199.35	571,334,280.81
	25,504,000.53	7,340,014.69	18,163,985.84	71,111,813.49	5,246,528.04	65,865,285.45
	882,670,490.18	25,118,689.71	857,551,800.47	632,261,573.26	5,425,792.79	626,835,780.47
	1,582,388,365.64	46,649,791.82	1,535,738,573.82	1,454,836,238.32	22,244,948.44	1,432,591,289.88

11

	674,428.26	4,807,425.30				5,481,853.56
	10,898,199.35	-2,188,965.49				8,709,233.86
	5,246,528.04	2,093,486.65				7,340,014.69
	5,425,792.79	19,692,896.92				25,118,689.71

15



17

	()									()	
	33,718,310.40			111,749.12			264,000.00			33,566,059.52	10,192,042.24
	1,205,387.38			39,848.88						1,245,236.26	
	70,421,400.00			-4,324,499.41				22,350,990.83		43,745,909.76	26,846,352.49
OMCA	16,538,996.09			-875,467.48						15,663,528.61	
	121,884,093.87			-5,048,368.89			264,000.00	22,350,990.83		94,220,734.15	37,038,394.73
	121,884,093.87			-5,048,368.89			264,000.00	22,350,990.83		94,220,734.15	37,038,394.73

18

	21,224,383.36	20,000,000.00
	27,800,000.00	27,800,000.00
	15,583,257.51	15,000,000.00
	2,632,315.14	9,999,808.00
	14,444,443.45	15,000,000.00
	19,341,945.62	

2

3

4

5

	14,050,979.52	

6

22

		1,035,390.94
		1,035,390.94

1

				1,035,390.94		1,035,390.94
				1,035,390.94		1,035,390.94

2

23

24

25

26

1

1.	94,964,574.09	38,138,370.15	7,947,500.00	23,753,270.92	164,803,715.16
2.			40,800.00	893,621.01	934,421.01
1			40,800.00	893,621.01	934,421.01
2					
3					
3.					
1					
4.	94,964,574.09	38,138,370.15	7,988,300.00	24,646,891.93	165,738,136.17
1.	18,273,587.42	27,376,260.64	4,882,795.40	15,591,720.78	66,124,364.24
2.	2,092,501.26	2,914,342.18			

27

28

1

3

2014

51.7241%

2

2020 1218

2020 1210

2020 1213

2020 1219

2020 1235

2020 1234

2020 1224

3

5

6

WACC

$$R = K_e * [E / (E + D)] + K_d * (1 - T) * [D / (E + D)]$$

T

Kd

Ke

CAPM

$$K_e = R_f + ERP * \beta + R_c$$

Rf

10

ERP

1

Rc :

4

	7,181,862.45	13,600,056.36
	1,852,408.65	
-	5,329,453.80	13,600,056.36
	2,869,705.89	13,066,720.82
= +	8,199,159.69	26,666,777.18
	4,054,015.30	2,960,791.39
= +	12,253,174.99	29,627,568.57
	9,500,000.00	15,500,000.00
0 = -	2,753,174.99	14,127,568.57
	1,789,563.74	7,205,059.97

8,994,623.71 2019

8,994,623.71 2019

8,994,623.71

	34,521,187.14	5,178,178.07	37,248,381.93	5,679,123.96
	43,983,513.77	6,597,527.07	38,592,708.32	5,788,906.25
	4,356,879.47	653,531.92		
	82,861,580.38	12,429,237.06	75,841,090.25	11,468,030.21

3

		32,053,125.26		23,761,976.22
		12,429,237.06		11,468,030.21

4

5

31

32

33

34

35

	2,470,000.00	9,210,000.00
	2,470,000.00	9,210,000.00

0.00

36

1

	395,479,411.21	333,102,686.46
	10,394,673.66	61,559,918.93
	405,874,084.87	394,662,605.39

37

1

	1,380,644,803.61	1,014,332,594.25
	11,120,000.00	
	1,391,764,803.61	1,014,332,594.25

2

1

38**39****1**

	2,585,167.21	356,097,232.11	354,753,833.98	3,928,565.34
-		40,415,103.43	40,414,416.43	687.00
		1,155,160.13	1,155,160.13	
	2,585,167.21	397,667,495.67	396,323,410.54	3,929,252.34

2

--	--	--	--

	16,689,609.90	17,491,621.44
	28,444,578.78	17,789,766.25
	611,274.13	677,823.36
	729,988.55	555,899.17
	1,020,527.02	722,991.84
		6,841.98

42

43

44

45

46

47

48

49

50

	610,514.00	523,144.00	

-	2,482,000.00			146,000.02			2,335,999.98	
MiniKUfill --	1,503,506.36	818,000.00		375,468.18			1,946,038.18	
-	787,927.08	1,295,000.00		577,450.96			1,505,476.12	
	1,320,290.06			362,375.18			957,914.88	
	761,690.69	900,000.00		831,107.70				

54

55

	1,126,652,315.50			1,126,652,315.50
	1,101,178.58			1,101,178.58
	1,127,753,494.08			1,127,753,494.08

56

57

62

		9,028.80
	3,353,249.24	2,491,428.04
	3,899,496.89	3,077,922.62
	1,493,678.86	2,111,480.34
	480,174.70	1,037,645.95
	22,118.72	26,919.15
	1,148,362.53	1,427,036.20
		862.30
	10,397,080.94	10,182,323.40

63

	48,573,592.78	36,933,312.59
	32,791,330.05	29,135,939.63
	25,064,816.49	23,075,796.74
	10,571,314.52	9,582,092.75
	5,648,881.79	2,091,687.98
	3,680,892.70	2,523,974.31
	2,422,807.86	5,336,424.06
	2,379,120.13	1,379,947.00
	2,310,805.72	2,382,664.44
	188,760.41	322,281.54
	133,632,322.45	112,764,121.04

64

	130,173,995.64	133,543,880.72
	53,549,764.32	46,477,570.01

	24,517,671.45	23,924,605.94
	24,104,160.97	25,490,644.15
	15,755,750.78	12,365,418.83
	13,121,047.57	15,519,351.35

67

	24,757,394.73	27,239,743.62
	313,852.17	
	25,071,246.90	27,239,743.62

68

	-5,048,368.89	-1,586,346.46
	-3,264.43	
	980,000.00	
		32,499,146.25
	-4,071,633.32	30,912,799.79

69**70**

	47,317,856.33	
	47,317,856.33	

71

--	--	--

							30,000.00	
							120,000.00	

75



77

57

78**1**

	295,071.43	
	5,543,397.56	12,459,282.02
	741,342.36	342,617.92
	19,441,212.64	30,442,936.15
	23,373,211.28	7,356,020.83

4

5

6

79

1

ÁNYgtS

2

3

4

	729,886,682.80	474,542,794.31
	1,219,913.47	1,980,289.46
	728,378,321.78	465,139,947.73
	288,447.55	7,422,557.12
	729,886,682.80	474,542,794.31
	4,271,660.00	91,000,000.00

80

81

	4,271,660.00	
	2,509,135.67	
	6,780,795.67	--

82

1

	--	--	118,078,072.18
	5,528,773.68	6.9762	38,569,830.94
	9,919,088.40	7.8155	77,522,635.39
	929,477.00	0.0641	59,579.48
	7,785,478.22	0.0978	761,419.77
	10,342,865.00	0.1126	1,164,606.60

	--	--	168,467,791.25
	22,394,584.73	6.9762	156,229,101.99
	1,315,042.30	7.8155	10,277,713.10
	19,964,075.37	0.0978	1,952,486.57
	75,396.00	0.1126	8,489.59
	--	--	8,932,269.86
	56,182.93	6.9762	391,943.36
	510,097.35	7.8155	3,986,665.84
	17,262,011.66	0.0641	

83

84

1

-	35,520,000.00		3,802,356.07
	4,400,000.00		831,107.70
	5,000,000.00		526,949.19
	5,000,000.00		526,949.19
	7,379,480.00		410,232.01
-	2,590,000.00		577,450.96
	2,320,000.00		362,375.18
MiniKUfill --	4,090,000.00		375,468.18
-	2,628,000.00		146,000.02
2019	900,000.00		42,991.39
	6,449,710.00		6,449,710.00
	2,640,000.00		2,640,000.00
	1,906,000.00		1,906,000.00
-	1,200,000.00		1,200,000.00
	879,102.77		

	64,830.00		64,830.00
	60,000.00		60,000.00
	49,278.00		49,278.00
	30,000.00		30,000.00
	86,982,994.84		24,757,394.73

2

85

1

2

3

4

5

		2019 2	55%

6

1

1

	399	399		100.00%		
	139	5106	555	100.00%		
	1377	3	1377	100.00%		
	1377	1	1377	100.00%		
	4BqC\$ÂSçÀ-rrÐTαAð JP 100 44	100	JP 44	100.00%		
	139	1 A	2199	70.00%		

	139	555		75.00%	
		3049			
	Lgarsky	Lgarsky		100.00%	
	proezd 4 2	proezd 4 2			

2

	49.00%	5,806,946.16	3,540,607.59	13,800,638.94
	30.00%	4,122,990.63	1,363,404.43	16,561,247.08
	30.00%	2,365,059.23		

	117,459,746. 96	13,743,302.0 9	13,743,302.0 9	7,271,096.71	117,021,352. 42	11,361,703.5 5	11,361,703.5 5	3,343,973.65
	165,872,139. 08	7,883,530.73	7,883,530.73	14,766,132.3 3	214,296,998. 96	7,616,099.89	7,616,099.89	16,297,945.8 5
	43,705,097.1 3	5,153,798.00	5,153,798.00	30,096,198.6 6	53,119,462.8 2	9,014,273.38	9,014,273.38	-922,306.82
	165,611,820. 91	-21,342,812.5 7						

		350,850.37		372,825.05
	110,025,537.82	94,489,083.14	110,614,344.56	107,200,903.46
	28,449,963.47	32,145,186.08	28,602,214.76	36,469,685.50
	33,566,059.52	43,745,909.76	33,718,310.40	70,421,400.00
	175,949,308.58	61,396,038.26	163,771,603.76	63,222,390.96
	432,171.26	-12,725,504.41	1,915,011.27	-1,629,968.36
	432,171.26	-12,725,504.41	1,915,011.27	-1,629,968.36
	264,000.00		88,000.00	

4

	/	/
	--	--
	16,908,764.87	17,744,383.47
	--	--
--	-5,735,561.21	-4,558,365.99
--	-5,735,561.21	-4,558,365.99
	--	--
	--	--

5

6

7

8

4

5

6

1

2

1

2

	38,569,830.94	79,508,241.24	118,078,072.18	34,102,362.90	40,372,269.44	74,474,632.34

	156,229,101.99	12,238,689.26	168,467,791.25	86,244,138.15	30,457,013.16	116,701,151.31
	391,943.36	8,540,326.50	8,932,269.86	275,144.52	8,690,853.56	8,965,998.08
	24,416.70	-	24,416.70			
	803,059.89	3,432,216.00	4,235,275.89	930,848.40	5,752,335.36	6,683,183.76
	94,058,874.35	48,951,226.31	143,010,100.66	94,443,640.13	33,850,743.02	128,294,383.15
	-	489,880.66	489,880.66		774,330.41	774,330.41

2

3

2

3

4

5

1

2 / /

3

--	--	--	--

		52,428,159.11	45,193,906.39

7

8

1

2

3

2019	12	31	206	13	
			65,773,063.32	6,780,675.63	30,386,889.06
26,880,627.60			,1,724,871.03		62,226,513.32

1

2

	43,983,592.80
	43,983,592.80

3

4

1

2

3

4

5

6

7

8

1

1

	1,261,00 0.00	0.25%	1,261,00 0.00	100.00%						
	502,743, 289.11	99.75%	110,248, 614.65	21.93%	392,494,6 74.46	592,388,5 54.11	100.00%	101,279,9 37.70	17.10%	491,108,61 6.41

	1,261,000.00	1,261,000.00	100.00%	
	1,261,000.00	1,261,000.00	--	--

1	1	299,439,822.94	14,971,991.15	5.00%

3

	423,000.00

4

	41,132,374.22	8.16%	2,049,049.53
	27,647,936.32	5.49%	1,382,396.82
	23,731,410.43	4.71%	1,186,570.52
	21,558,860.00	4.28%	10,730,443.00
	17,953,132.10	3.56%	7,832,002.49
	132,023,713.07	26.20%	

5

6

2

		912,092.59
	56,563,736.54	86,386,372.14
	56,563,736.54	87,298,464.73

1

1

		912,092.59
		912,092.59

2

3

2

3

1

	500,684.15	3,839,173.46
	104,645,332.26	101,665,332.26
	1,533,106.00	682,946.00
		182,056.98
	106,679,122.41	106,369,508.70

2

	12	()	()	
2019 1 1	214,413.30	19,768,723.26		19,983,136.56
2019 1 1				
	662,250.40	29,469,998.91		30,132,249.31
2019 12 31	876,663.70	49,238,722.17		50,115,385.87

1 1		3,576,248.41
1 2		6,429,448.92
2 3		96,045,482.83
3		627,942.25
		106,679,122.41

3

1

3

4

	1,573,302,988.34	1,153,094,684.41	1,473,755,715.50	1,170,450,717.11
	41,949,710.42		33,573,910.29	236,1921 0

1

1

2

		/	/
	4.72%	0.23	0.23
	2.79%	0.14	0.14

3

1

2

3

4

