

Tofflon

()

“ ” “ ”

1,164,901

759,609,639

10

2.4

0

10

0

..... 2

..... 8

..... 13

..... 47

..... 75

..... 80

..... 91

..... 104

..... 105

..... 106

1

2

2023

3

4

5

2023

PHARMATECH		PHARMATECH SRL

	61 4



	48		2023 1 11
	25		2025 12 31



	2023	2022		2021
	5,641,696,443.40	5,469,426,362.12	3.15%	4,192,421,107.34
	600,237,388.82	846,569,056.67	-29.10%	827,775,241.28
	556,926,293.06	779,637,355.00	-28.57%	760,211,408.75
	-323,940,310.67	247,153,989.39	-231.07%	1,368,930,358.32
/	0.79	1.34	-41.04%	1.32

b



	2023	2022	2021	
	-709,961.85	-516,804.47	-1,183,231.17	

1 —

1 —

5 10

2
2023

5

6

	30	10,000
50	3,000	

4

1

2

0%	3.15%
4%	3.03%
5%	217.78%

	3,068,875,594.17	1,835,423,279.45	40.19%	15.31%	23.51%	-3.97%
	1,326,200,211.67	893,110,104.67	32.66%	-21.64%	-12.96%	-6.71%
	593,848,236.61	493,533,098.43	16.89%	-0.08%	-1.15%	0.90%
	327,014,148.14	246,363,416.38	24.66%	16.66%	16.14%	0.33%
	315,755,618.94	174,327,331.88	44.79%	32.70%	61.35%	-9.80%
	10,002,633.87	5,502,184.53	44.99%	217.78%	145.02%	16.33%
	4,388,428,415.58	3,002,867,819.18	31.57%	-0.72%	4.04%	-3.13%
	1,253,268,027.82	645,391,596.16	48.50%	19.45%	44.19%	-8.84%
	5,641,696,443.40	3,648,259,415.34	35.33%	3.15%	9.43%	-3.72%

1

			2023	2022	
		/	1,658	1,587	4.47%
		/	1,690	1,819	-7.09%
		/	1,132	1,100	2.91%

30%

		2023		2022		
		2,686,165,809.49	73.63%	2,542,840,924.20	76.27%	5.64%



“

”

“

”



	662,717,906.19
	11.75%
	0.00%

5

1		210,542,824.13	3.73%
2		157,332,194.04	2.79%
3		102,685,535.29	1.82%
4	2,685		

	--	302,128,117.47	11.09%
--	----	----------------	--------



	2023	2022		
	336,971,397.34	258,817,924.83	30.20%	
	553,389,287.84	471,260,753.34	17.43%	
	-51,189,033.89	-52,701,904.93		

OPCUA				

2D	2D			
	10-20mm 70%		10-20mm 2KG-220KG 1000KG	
	/ /			

--	--	--	--	--

--	--	--	--	--

ATF				
T MCM CulLymT- SFM12/12(A)	T T		PBMC T 14 400	T 21 100 21

mRNA

mRNA

	2023	2022	2021
	379,532,490.58	332,848,006.52	284,501,060.20
	6.73%	6.09%	6.79%
	0.00	0.00	0.00
	0.00%	0.00%	0.00%
	0.00%	0.00%	0.00%

231.07%

2 2023

-189,309.28

1674.25%

3 2023

-22,356.07

110.67%

242,831.35

	2,779,748.91	0.39%		
	21,358,318.62			

	2023		2023			
	2,288,215,940.13	17.74%	4,710,070,214.21	35.21%	-17.47%	6.95
	1,517,357,323.56	11.76%	1,260,559,830.70			13.14

	115,965,285.86		166,312,130.33			
	51,768,600.76	0.40%	130,102,199.75	0.97%	-0.57%	
	131,971,939.26	1.02%	238,213,630.93	1.78%	-0.76%	
	12,482,550.62	0.10%	34,788,924.57	0.26%	-0.16%	



1.



	15,937,609.84	3,265,994.91	
	15,937,609.84	3,265,994.91	




	662,112,485.14	745,003,400.00	-11.13%



E




2011		172,000	157,052. 82	158.66	173,032. 29	0	0	0.00%	18,221.3 4		0



							01 10				
5		125,000	86,000	21,694.02	38,447.8	44.71%	2025 07 15	0	0		
6		43,000	41,831.35	41,831.35	41,831.35	100.00%		0	0		
	--	363,166.7	285,998.05	87,085.67	134,089.05	--	--	22,922.4 9	135,953.43	--	--
1		4,900	4,900		4,900.00	100.00%	2012 06 30	2,788.97	20,380.71		
2	15%	2,250	2,250		2,250.00	100.00%					
3		3,000	3,000		3,000.00	100.00%		1,334.64	6,609.38		
4		4,895	4,895		4,895.00	100.00%		87.22	-2,525.47		
5											

“ ”									
“ ”									
	2011								
	113,886.12		157,052.82			43,166.70			
	16,531.36				2015 3 31				
					2023 12 31			143,412.28	
		143,407.08							
	1 2011								
	4,900	4,900				2011 10 17			
		2,000						2011 11 4	
	2 2011								
			2011 11 16			20,000			
	3 2013								
		2,400				3,000			
	51.72%					600			
	4 2014					3,000			
			26,597,160			•			



11	2017	3,558.96		3,558.96	
			3,610		
	51%		3,610		
12	2018				
	15%			2,250	15%
		2,250			
13	2021				
		37,000			
			2020		37,000

3		2023	2,400						
	CSDVY202328741	2023	3	3	-2023	6	5		
1.4000%/4.0933%		“ BFIX EURUSD ”							
	252,999.58								
4		2023	2,600						
	CSDVY202328742	2023	3	3	-2023	6	4		
1.3900%/4.1009%		“ BFIX EURUSD ”							
	271,670.58								
5		2023	7,100						
	CSDVY202328740	2023	3	3	-2023	8	27		
1.3900%/4.2791%		“ BFIX EURUSD ”							
	478,578.90								
6		2023	6,900						
	CSDVY202328739	2023	3	3	-2023	8	28		
1.4000%/4.2715%		“ BFIX EURUSD ”							
	1,437,330.49								
7		2023	7,800						
	CSDVY202338292	2023	9	6	-2023	12	7		
1.3000%/2.6258%		“ BFIX EURUSD ”							
	516,239.47								
8		2023	7,200						
	CSDVY202338293	2023	9	6	-2023	12	8		
1.2900%/2.6362%		“ BFIX EURUSD ”							
	236,653.15								
9		2023	8,000						
	31078000020230222006	2023	2	22	-2023	5	23		
1.5000%-2.8000%						3	“BFIX”		/
	539,064.79								
10		2023	4,000						
	31078000020231012043	2023	10	12	-2024	1	12		
1.5000%-2.7000%						3	“BFIX”		/
	2018	8	29						26.41
	437.50		3,500				3,500		



“


”

“

”

“

”



2

DS/API/LS

3

DE , (M+E)AI EPC

2024

“ ”



3

4

5

4

IT

27				2023-001	2023-001	fo.com.cn/
2023 05 12	• http://rs. p5w.net			2023-002	2023-002	http://www.cninfo.com.cn/
2023 08 29				2023-003	2023-003	http://www.cninfo.com.cn/
2023 09 07	• http://rs. p5w.net			2023-004	2023-004	http://www.cninfo.com.cn/
2023 10 27				2023-005	2023-005	http://www.cninfo.com.cn/

“ ”



2024 3 7

“ ”

1 “ ”

2

3

4

5

1 2024 2 5

		60			2008 01	03	2026 03	02	259,1 89,00 8	350,00 0			259,53 9,008
		52			2008 01	03	2026 03	02	7,162 ,392			150,00 0	7,312, 392

28 03



			2023 02 03	
			2023 02 03	
			2023 02 03	
			2023 02 03	
			2023 02 03	
			2023 02 03	
			2023 02 03	
			2023 /	

2004 2008 3

2017 3 16

1976 9

1998 2008 3

2014 3 16 2023 2 3 2014 12

8

GMP 2 ISPE 2015-2016

Â U

2016 6 2021 1
 2020 4
 2020 9
 2023 2
 1965 2
 1995 10 1996 10 1999 3 1999 9

Journal of Chinese

Economics and Foreign Trade Studies

 2017 7 12 2023 7 7
 2020 2 3
 1981 7 2006
 3 2014 3 2014 3
 2022 1 28
 1965 4
 1989 7
 2015 3 2018 9
 2019 11 2021
 2023 5 23
 2020 2 3
 2026 2 3
 1974 9
 2000 2004 2004 2006
 2006 2015
 2015 5 2014 3

1963 10
1991 6 1996 4 1996 5 2004
12 2005
2008 3 2023 2 2023 2
1981 11
2012 7
2023 9
1979 9 2006 5
2010 10 2010 11 2016 11
2016 12



			2015 10 21		
			2021 09 30		
			2008 02 26		
			2013 02 07		

			13		
			2017 07 31	2023 12 28	
			2019 11 25	2023 08 30	
			2022 01 17		
			2016 01 12		
			2012 11 05		
			2021 07 02		
			2020 06 24		
			2018 07 11		
			2020 05 27		
			2013 02 07		
			2011 12 01		
			2022 10 18		
)		2023 02 20		
			2018 10 19		
			2020 04 01		
			2018 11 15	2026 09 06	
			2019 06 28	2024 02 21	
			2024 02 21	2027 02 20	
			2018 03 15	2023 08 10	
			2021 08 09		
			2021 02 02		
			2021 07		

			20		
			2021 12 24		
			2015 03 18		
			2020 04 30		

			02	20	
			2011 12 01		
			2018 04 13		
			2017 12 18		
			2023 12 28		
			2021 12 22	2023 03 22	
			2022 09 28		
			2017 08 15		
			2013 11 14		
			2009 10 10		
			2009 09 11		
			2015 09 24		

		60			27.12	
		52			103	
		48			91	
		51			91.1	
		46			0	
		44			0	
		47			6	
		59			10	
		42			10	
		59			10	


5:

		55			41.1	
		39			2.5	
		42			36.28	
		61			4.01	
		43			79.83	
		45			73.03	
		61			78.06	
		55			5.01	
		49			67.78	
		43			16.12	
		45			66.07	
	--	--	--	--	817.99	--

			2023
	2023 02 03	2023 02 03	
	2023 04 26	2023 04 27	2022 2022 2022 2022 2023 2022 2023 2023 2023 2021 2021 2022
	2023 08 28	2023 08 29	2023 2023
	2023 09 28	2023 09 28	
	2023 10 26		2023
	2023 12 04	2023 12 05	< < > > < > < > 2021

			2021
			2021
			2023

	8	3	5	0	0		3
	8	2	6	0	0		2
	8	3	5	0	0		3
	8	3	5	0	0		3
	2	0	2	0	0		1
	2	0	2	0	0		1
	6	1	5	0	0		2
	6	2	4	0	0		2
	8	3	5	0	0		3
	8	3	5	0	0		3



			2023 11 29	2021 2021	2021		
					2022		
					2022		
					2022		
					2023		
		2	2023 04 15	2022 2022	2022	2023	
					2023		
					2023		
					2023		
					2023		
					2023		

				2023			
			2023	2023	2023		
			08				
			17	2023			
				2023			
			2023				
			09				
			24				
		2	2023				
			10				
			22				

20

2023

“ ” “ ” “ ” “ ” “

”

10

3.3

2021

5,179,500

755,523,040

760,702,540

2023				1,164,901
759,609,639		10	2.4	
182,306,313.36				
2023	2023			

2021 1 29

2021

2021

2021 2 26 2021

2021

2021 3 12

2021

2021

383

368

2,000.00

1,783.50

1,778.50

216.50

221.50

2021 12 3

2021

2021

					9.69 /
9.47 /					2021
	2021	12	3	9.47 /	
	19		30.00		191.50
2022	4	7			
			2021		2021

2021

2021

2021

2023 12 21

2021

2021

7.20

15

2023 12 22



		/				/	
--	--	---	--	--	--	---	--


	2	9.08 / 2023	2	3	2023
--	---	----------------	---	---	------



PHARMATECH						



2024 04



1

2

2
3

1

SZ 300171

1993

2011

3

1

2

3

60%

5

4

4

“

”

2024

“

”



			5			
			6			
			7			
			8			
		2022				
					2022 36	
					08	
					03	

16 “
”

2022 11 30

16

2022 31

“ 16 ” “

” 2023 1 1

16



6

6

10%



10%



		60,825.36	31,025.37	0	0
		33,000			

2022 dBR, 08 m 8

□

□



		2022		A		
1	2023	1	11		2022	
	A		,	2022	A	120,000,000
	2023	1	13			6
				635,415,040	755,415,040	
			“	”		
2	2023	7	10			
		2022		A		120,000,000
	2023	7	13			
		2021				
1	2023	1	18		2021	
					2021	
				108,000		
755,415,040		755,523,040				
	2023	5	25	,	2021	
					,	2021
				5,179,500		517,500
755,523,040		760,702,540				
	2023	12	21	,	2021	
					,	2021
				72,000		
760,702,540		760,774,540				
1	2023	2	3			2023
						2
3						
				75%	100%	6
	419,351					

75% 93,750

2 2023 8 2

6 957,405
957,405

1 2023 12 27

6 3,000

2 350,000 75%

262,500

2022 A

1 2022 2 28

A 2022

A 2022 A

2 2022 3 16 2022

A 2022

A

3 2022 7 13

4 2022 10 17

2022 2372

2021

1 2021 1 29

2021

2021

2 2021 1 29

2021

2021

2021

3 2021 2 7 2021 2 18

2021 2 22

2021

4 2021 2 26 2021

2021

2021

2021

5 2021 3 12

2021

2021

6 2021 12 3

2021

2021

7 2022 4 7

2021

2021



1 2023 1 18

2021

2021

10.80

2023 1

20

755,415,040

755,523,040

2 2023 5 25

2021

2021

517.95

2023 5

29

755,523,040

760,702,540

3 2023 12 21

2021

2021

7.20

2023 12

22

760,702,540

760,774,540




2	0	13,612,056	13,612,056	0		2023 7 13
	0	9,722,897	9,722,897	0		2023 7 13
	0	8,750,607	8,750,607	0		2023 7 13
	5,371,794	112,500	0	5,484,294		25%
890	0	4,812,834	4,812,834	0		2023 7 13
588	0	2,238,697	2,238,697	0		2023 7 13
	876,635	498,750	0	1,375,385		25%
	538,054	419,351	957,405	0		2023 8 3
	0	17,664,077	17,664,077	0		2023 7 13

		2.57%	19,520,619	10,335,072	0	19,520,619		0
2		2.06%	15,709,243	10,758,856	0	15,709,243		0
		1.92%	14,584,346	14,584,346	0	14,584,346		0
		1.28%	9,722,897	9,722,897	0	9,722,897		0
		1.07%	8,104,007	8,104,007	0	8,104,007		0
		0.96%	7,312,392	150,000	5,484,294	1,828,098		0
		2023	1	11				2022

10	A	,	A
	120,000,000	2023	1 13
			24,307,243
	24,307,243		
2	13,612,056		
	14,584,346		
		9,722,897	
		8,750,607	
	10		
/	2019	12	5 8
			125,667,408
10			
	10		
		125,667,408	125,667,408
		64,884,752	64,884,752
		24,307,243	24,307,243
		24,307,243	24,307,243
		19,520,619	19,520,619
		15,709,243	

--	--

10	10		







564,169.64

	51,768,600.76	130,102,199.75
	51,315,231.56	45,387,227.08
	9,156,610.37	
	2,727,202.98	4,272,653.31
	131,971,939.26	238,213,630.93
	4,646,212,374.98	5,596,211,542.73
	1,436,293.65	1,312,389.95

	502,372,836.24	3,660,464,008.14
	120,615,972.61	
	45,088,657.50	43,850,986.87
	1,155,532,761.69	941,730,815.11
	35,652,523.45	55,266,615.68
	504,873,350.60	944,974,952.31
	91,160,379.30	209,214,653.86

	477,673,330.94	380,290,140.90
	2,653,373,305.7	

1.	600,237,388.82	846,569,056.67
2.	46,229,370.93	56,469,978.11
	7,818,505.10	43,969,650.30
	7,818,505.10	43,969,650.30
	8,454,776.14	43,831,560.83
1.		
2.		
3.	8,454,776.14	43,831,560.83
4.		
5.		
	-636,271.04	138,089.47
1.		
2.		
3.		
4.		
5.		
6.	-636,271.04	138,089.47
7.		
	654,285,264.85	947,008,685.08
	608,055,893.92	890,538,706.97
	46,229,370.93	56,469,978.11
	0.79	1.34
	0.79	1.33

0.00

0.00

	2023	2022
	4,504,111,860.78	4,234,022,749.84
	3,353,059,570.32	3,043,396,066.09
	28,096,251.09	21,127,189.87
	265,080,853.47	197,952,696.50
	303,460,363.46	269,667,787.94
	159,007,027.28	133,691,770.87
	-38,823,199.53	-36,652,671.22
	29,137.92	180,234.35

	21,990,897.50	19,464,103.02
	25,304,636.82	17,690,788.40
“ ”	92,564,012.99	89,257,550.82
	2,169,222.53	8,566,726.41
“ ”		
“ ”		
“ ”	4,892,575.36	9,735,290.97
“ ”	-31,631,144.12	-87,895,522.74
“ ”	-32,845,235.09	-41,149,559.33
“ ”	80,192.27	
“ ”	492,596,032.92	592,478,457.91

	0.59	0.86
	0.58	0.81

	2023	2022
	4,253,483,250.92	5,144,666,019.40

	66,393,600.00	2,499,101,263.77
	2,437,356.62	
	68,830,956.62	2,499,101,263.77
	259,695,776.23	261,834,331.39
	10,373,374.18	16,782,998.29
	32,695,898.50	142,846,691.92
	292,391,674.73	404,681,023.31
	-223,560,718.11	2,094,420,240.46

		51,700,000.00
	50,430,500.00	2,550,801,263.77
	249,322,402.05	245,051,333.10
	2,634,919.32	327,126,369.37
	251,957,321.37	572,177,702.47
	-201,526,821.37	1,978,623,561.30
	11,378,250.90	21,276,470.70
	-3,158,091,171.90	2,141,375,845.72
	3,660,464,008.14	1,519,088,162.42
	502,372,836.24	3,660,464,008.14

2023

									25,0 85.0 7		299, 476, 418. 17		245, 051, 333. 10	16,7 82,9 98.2 9	261, 834, 331. 39
1									54,4 25,0 85.0 7		- 54,4 25,0 85.0 7				
2															
3											- 245, 051, 333. 10		- 245, 051, 333. 10	- 16,7 82,9 98.2 9	- 261, 834, 331. 39
4															
									- 2,61 5,28 2.49		2,61 5,28 2.49				
1															
2															

5							- 2,61 5,28 2.49				2,61 5,28 2.49				
6															
								8,08 3,97 4.87					8,08 3,97 4.87	1,54 3,94 3.08	9,62 7,91 7.95

	755,415,04 0.00			3,705,402,3 59.72		- 3,979,56 3.76	19,305,83 8.24	364,378,71 9.76	1,919,056,8 56.41		6,759,579,2 50.37
“ ”	5,359,500. 00			62,762,674. 07		4,672,82 1.14	- 1,411,793 .94	16,008,550 .24	184,095,432 .65		271,487,184 .16
						4,672,82 1.14			449,426,384 .94		454,099,206 .08
	5,359,500. 00			62,762,674. 07							68,122,174. 07

5													
6													

	00				7.05		592.10	0	69	1.39		1.23
	127,078,000.00				2,443,108,782.67		-1,213,971.66	-2,747,161.96	54,425,085.07	247,389,715.02		2,868,040,449.14
							1,401,310.83			544,250,850.70		545,652,161.53
	127,078,000.00				2,443,108,782.67							2,570,186,782.67
1	127,078,000.00				2,368,264,125.44							2,495,342,125.44
2												0.00
3					74,844,657.23							74,844,657.23
4												
									54,425,085.07	-299,476,418.17		-245,051,333.10
1									54,425,085.07	-54,425,085.07		

2														
---	--	--	--	--	--	--	--	--	--	--	--	--	--	--



16,000

2012 5 28

2016	12	19			7
			428,456.00		63,456.49
63,413.6444				63,413.6444	
2017	4	26			91
					5,799,404.00
			63,413.6444	62,833.704	
62,833.704					
		2021			
				2021	
				2021	3 12
			383	1,783.50	9.69 /
25					2022 4
				352	
7,078,000				62,833.704	63,541.504
			63,541.504		
		2022	2 28		2022 3 16
2022				2022	10 8
					[2022]2372
				120,000,000	1.00
20.57			63,541.504	75,541.504	
75,541.504					
		2023	1 10		
				2021	
		2023	1 11	17	
108,000				75,541.504	75,552.304
					75,552.304
		2023	4 26		
2021					2023 5 12
			336		

2023 12 4

”

2023 12 6

15

72,000.00

76,070.254

76,077.454

76,077.454

2023 12 31

76,077.454

76,077.454

1509

MES WMS QMS SCADA

UHT

BIB

CIP

2024 4 24

“ ”

15 —

12

" 37 "

2023 12

31

2023

1 1 12 31

12

		1000		0.5%
	10%	/	/	/
				0.5%

1

2

1

2

“

”

1

2

3

2

1

2

3

4

5

6

3

1

2

1

21 —

30

12

1

2

3

1

2

“ ”

3

1

2

1

1

2

2

	50		0%	
	5		0%	
	10		0%	
/	5-10		0%	
	5-10		0%	

3

4

5

6

(1)

(2)

(3)

(4)

(5)

	()	
	5-10	

1

2

1

2

3

•

•

1

2

1

-
-
-

-
-

•

•

•

2

1

:

2

3

4

-
-
-

1

2

1

2

3

()

()

•

•

()

1

“ 30 ”

2

3

12

4

1

2

“ 11 ”

“ 11

”

“ 37 ”

1

“ 11 ”

2

“2

”

“ 11 ”



16 “

”

2022 11 30

16

2022 31

“ 16 ” “

” 2023 1 1

16

18 —

		6% 9% 13%
		5% 7%
		20% 25%

2

2021 j

j

11				2023	12	12	
	GR202331005227						
			15%				
12				2023	12	12	
	GR202331007439						
			15%				
13					2022	12	14
	GR202231006756						
				15%			
14							
		2021	12	23			GR202131004728
		15%					
15							
		2021	12	16			GR202133006895
15%							
16							
		2022	12	14			GR202231007751
							15%
17					2023	11	15
	GR202331000397						
							15%
18				2021	11	30	
	GR202132012259						
							15%
19							
		2023	12	12			GR202331003211
15%							

	58,165,662.44	100.00%	56,298.19	58,109,364.25	52,326,736.87	100.00%		52,326,736.87
--	---------------	---------	-----------	---------------	---------------	---------	--	---------------

1

	1,125,963.82	56,298.19	5.00%
	1,125,963.82	56,298.19	

--	--	--	--

4	5	56,443,304.18	45,251,290.96
5		73,809,481.71	65,150,937.20
		1,877,982,118.55	1,611,119,223.43

		22,845,627.21	1.22%	22,845,627.21	100.00%			22,087,602.12	1.37%	22,087,602.12	100.00%	
		1,855,136,491.34	98.78%	337,779,167.78	18.21%	1,517,357,323.56		1,589,031,621.31	98.63%	328,471,790.61	20.67%	1,260,559,830.70
		1,855,136,491.34	98.78%	337,779,167.78	18.21%	1,517,357,323.56		1,589,031,621.31	98.63%	328,471,790.61	20.67%	1,260,559,830.70

	22,087,602.12	2,685,707.97	1,192,240.88	735,442.00		22,845,627.21
	328,471,790.61	20,508,703.90		11,201,326.73		337,779,167.78
	350,559,392.73	23,194,411.87	1,192,240.88	11,936,768.73		360,624,794.99

	11,936,768.73

	137,939,655.95	5,621,012.28	143,560,668.23	6.41%	14,944,670.88
	85,540,132.00	1,260,900.00	86,801,032.00	3.88%	10,236,105.45
	42,934,892.00	1,358,000.00	44,292,892.00	1.98%	7,082,543.87

	3,000.00		3,000.00	100.00%	0.00					
	360,755,490.98	100.00%	36,394,449.82	10.09%	324,361,041.16	366,949,669.73	100.00%	45,580,522.30	12.42%	321,369,147.43
	360,755,490.98	100.00%	36,394,449.82	10.09%	324,361,041.16	366,949,669.73		45,580,522.30	12.42%	321,369,147.43
	360,758,490.98	100.00%	36,397,449.82	10.10%	324,361,041.16	366,949,669.73	100.00%	45,580,522.30		321,369,147.43

3

1	1	298,009,560.82	28,074,477.17	9.42%
1-2	2	62,645,930.16	8,299,032.65	13.25%
2-3	3	100,000.00	20,940.00	20.94%
		360,755,490.98	36,394,449.82	

			/
	3,000.00		
		8,962,931.04	223,141.44
	3,000.00	8,962,931.04	223,141.44


	96,527,908.89	85,219,317.17
--	---------------	---------------

	159,541,958.49	
	159,541,958.49	

-	85,219,317.17	511,391,884.77	501,783,793.05		94,827,408.89	
		1,700,500.00			1,700,500.00	
	85,219,317.17	513,092,384.77	501,783,793.05		96,527,908.89	


	40,969,523.35	39,037,487.81
	40,969,523.35	39,037,487.81

	43,560,058.43	37,654,489.83
	2,689,964.92	4,311,712.30
	230,999.53	1,064,514.99
	74,367.11	75,593.35
		25,672.34
	46,555,389.99	43,131,982.81



1	33,812,692.72	1,690,634.64	5.00%
---	---------------	--------------	-------


	195,979.21					195,979.21
	3,898,515.79	1,808,258.41	312,386.77	4,500.00		5,389,887.43
	4,094,495.00	1,808,258.41	312,386.77	4,500.00		5,585,866.64



	448,248,165.1 1	22,018,286.72	426,229,87 8.39	548,631,429. 98	14,499,319.68	534,132,110. 30
	1,161,388,72 7.67	46,481,388.02	1,114,907,3 39.65	1,148,115,300 .23	37,814,333.94	1,110,300,96 6.29



	45,612,392.99	70,137,061.16
	73,735,417.62	35,127,041.27
	7,773,769.31	5,785,430.38
	213,296,000.00	336,336,391.15
	340,417,579.92	447,385,923.96



	5,045,573.	3,145,494.		1,900,079.47			4,954,234.		
	50	03							



4

	10,111,121.28				159,691.74					10,270,813.02	
	4,591,891.90				-1,870,820.63					2,721,071.27	
	31,449,722.47	34,016,314.17			-4,573,705.20					26,876,017.27	34,016,314.17
	1,440,909.75			-1,430,108.55	-10,801.20					0.00	
	29,366,864.33				-13,148,252.06		13,169,143.30			29,387,755.57	
	1,860,889.10				-19,660.98					1,841,228.12	
	7,810,694.48		5,000,000.00		-1,826,513.26					10,984,181.22	
	145,693,800.27	44,208,356.41	5,000,000.00	-3,219,525.93	-19,280,530.80		13,169,143.30	-264,000.00		141,098,886.84	44,208,356.41
	145,693,800.27	44,208,356.41	5,000,000.00	-3,219,525.93	-19,280,530.80		13,169,143.30	-264,000.00		141,098,886.84	44,208,356.41

2024

1049

10,192,042.24

2024 0064

34,016,314.17

2024 1010

2024 0063

	21,244,423.60	22,263,516.22
	21,244,423.60	22,263,516.22

	21,244,423.60	22,263,516.22
	21,244,423.60	22,263,516.22
	21,244,423.60	22,263,516.22
	21,244,423.60	22,263,516.22







	816,835,182.62	821,392,838.55
	816,835,182.62	821,392,838.55



	117,991,759.13		117,991,759.13	7,984,659.98		7,984,659.98
				11,929,288.30		11,929,288.30
	165,347,356.58					

	3,531,361,500.00	270,055,138.45	665,632,286.29	0.00	0.00	935,687,424.74						

1.	11,785,955.60	139,957.59	11,925,913.19
2.	4,741,804.95		4,741,804.95
1	4,741,804.95		4,741,804.95
3.			

2.			
1			
3.			
1			
4.			
1.	4,157,214.91	58,315.66	4,215,530.57
2.	4,895,466.84	128,294.46	5,023,761.30

4.		1,090,369.72				1,090,369.72
1.	255,714,443.32	3,359,502.14	2,566,783.08	21,865,219.16	344,462.02	283,850,409.72
2.	261,748,095.28	4,172,146.11	3,208,043.95	13,398,301.17	391,946.86	282,918,533.37

0.00%

	118,530.96				118,530.96
	12,100,216.19				12,100,216.19
	21,782,324.58				21,782,324.58
	862,341.43				862,341.43
	19,260,173.74				19,260,173.74
	7,181,862.45				7,181,862.45
	17,765,041.32				17,765,041.32
	13,600,056.36				13,600,056.36
	734,229.95				734,229.95
	22,211,656.68				22,211,656.68
	52,565,914.17				52,565,914.17
	168,182,347.83				168,182,347.83

	862,341.43				862,341.43
	6,650,000.00				6,650,000.00
	7,181,862.45				7,181,862.45
	7,205,059.97				7,205,059.97
	21,899,263.85				21,899,263.85

--	--	--	--

--	--	--	--	--	--	--	--

13,192,587.49 292,000,000.
00

5

13.70%

(WACC)

34,820,205.67	7,769,501.01	9,715,954.41
---------------	--------------	--------------





	9,156,610.37	
	42,158,621.19	45,387,227.08
	51,315,231.56	45,387,227.08

	9,156,610.37	
	9,156,610.37	

	905,737.82	410,000.00
	11,509,486.36	11,195,357.40
	6,995,690.34	5,032,950.72
	1,837,706.67	936,038.96
	20,910,000.00	18,000,000.00
		9,812,880.00
	42,158,621.19	45,387,227.08

	3,112,458,960.00	4,121,426,925.77
	3,112,458,960.00	4,121,426,925.77

1


	54,161,946.92	
	47,324,253.64	

	-1,008,967,965.77	

	116,681,021.24	1,011,767,312.92	1,001,207,280.19	127,241,053.97
-	255,875.15	107,409,521.96	106,771,550.37	893,846.74

1	248,099.05	104,234,600.16	103,602,177.57	880,521.64
2	7,776.10	3,174,921.80	3,169,372.80	13,325.10
	255,875.15	107,409,521.96	106,771,550.37	893,846.74

--	--	--	--	--



	4,337,532.84	5,705,412.98
	-174,036.21	-120,369.72
	-2,727,202.98	
	1,436,293.65	1,312,389.95

	1,200,011.28		
	27,293,503.67	22,793,555.24	
	938,629.13	801,900.00	
	29,432,144.08	23,595,455.24	



	56,341,7	10,478,536			2,023,760.			
	40.92	.63						

	3,045,757,773.53	2,710,851,337.00
--	------------------	------------------

- 1
- 2
- 3
- 4
- 5

	5,631,693,809.53	3,642,757,230.81	5,466,278,719.81	3,331,566,334.07
	10,002,633.87	5,502,184.53	3,147,642.31	2,245,590.57
	5,641,696,443.40	3,648,259,415.34	5,469,426,362.12	3,333,811,924.64

	1	
	3,068,875,594.17	1,835,423,279.45
	1,326,200,211.67	893,110,104.67

	229,759,907.62	185,439,194.44
	105,949,278.30	91,540,548.66
	6,678,230.79	19,992,156.56
	12,708,336.95	9,431,854.62
	7,998,593.25	4,848,508.64
		756,617.91
		487,055.24
		20,352,070.45
		332,848,006.52
		315,714.27
		315,714.27
		37,217,673.25
	-14,205,890.39	-18,947,976.57
	3,256,482.46	3,148,030.62
	-51,189,033.89	-52,701,904.93

	-19,280,530.80	422,903.42
	-47,233.35	
	-13,706,469.87	1,885,175.36
	1,316,133.99	2,975,145.70
/	34,497,848.94	3,421,510.17

		100,000.00	
	216,001.08	282,961.89	216,001.08
	9,442,975.17	5,470,992.35	9,442,975.17
	999,165.72		999,165.72
	87,095.47	639,634.55	87,095.47
	10,745,237.44	6,493,588.79	10,745,237.44

	350,000.00	163,000.00	350,000.00
	702,960.30	741,330.66	702,960.30
	1,795,297.55	2,013,209.49	1,795,297.55
	1,025,011.28		1,025,011.28
	864,537.09	397,414.14	864,537.09
	4,737,806.22	3,314,954.29	4,737,806.22

	89,044,178.80	114,565,384.64
	-26,725,626.68	-15,191,047.96
	62,318,552.12	99,374,336.68

	708,785,311.87
/	106,317,796.78
	2,622,488.06
	1,351,864.07
	4,983,362.76

	10,220,410.45
	-1,999,834.87
	22,336,305.92
	-83,179,425.65
/	-334,415.40
	62,318,552.12

57

--	--	--

	1,778,632,476.48	2,268,508,796.42

	2,272,278,330.29	4,706,804,219.30
	874,179.17	712,071.16
	2,270,906,902.04	4,706,083,417.91
	497,249.08	8,730.23
	2,272,278,330.29	4,706,804,219.30
	15,937,609.84	3,265,994.91

	15,937,609.84	3,265,994.91	
	15,937,609.84	3,265,994.91	

“ ”

			160,054,112.93
	10,124,223.70	7.0827	71,706,839.20
	7,122,084.56	7.8592	55,973,886.97
	75,991.28		

691,367,618.97 0.0005

3	4	2,718,229.80
	12,103,584.82	10,995,568.80

	229,759,907.62	185,439,194.44
	105,949,278.30	91,540,548.66
	6,678,230.79	19,992,156.56
	7,998,593.25	4,848,508.64
	12,708,336.95	9,431,854.62
	16,438,143.67	21,595,743.60
	379,532,490.58	332,848,006.52
	379,532,490.58	332,848,006.52
	0.00	0.00

PHAR MATE CH	2023 08 01	239,9 69.90	100.0 0%		2023 08 01		7,662,182.0 4	-348,992.00	1,190,968.31

3

pharma tech srl

S K D

pharma tech srl 100%

--	239,969.90
--	0 0
--	
--	
--	
--	
--	
--	
--	239,969.90

	350,000	1509	1509 2 1		51.00%	0.00%	
	200,000	955 s. Springfield Avenue, First Floor, Building A Springfield New					

		21	3		21	3				
	1,000,000	528	20	4	528	21	4	0.00%	100.00%	%
	148,000,000	1377			1377	1		100.00%	0.00%	
	500,000,000	139			139	1	1 A	100.00%	0.00%	
	30,000,000	139			100	1	8 F			

		16	16				
	20,000,000	618	618		0.00%	100.00%	
	15,000,000						

	50,000,000	201 1 20 2012	201 1 20 2012		0.00%	100.00 %	
	8,000,000	2-10-3,Misono- Chou,Yao-City,Osaka 581-0818,Japan	2-10-3,Misono- Chou,Yao- City,Osaka581- 0818,Japan		100.00%		

2023 7

2,910

9.70%

2023 8

	29,100,000.00
/	29,100,000.00
--	
--	
/	29,100,000.00
/	17,178,414.18
	11,921,585.82
	11,921,585.82

							/
	77,036,083.92	30,034,000.00		7,756,009.04		99,314,074.88	

	35,130,439.44	45,380,561.71
		100,000

			551.5
	560	560	
	289,862.59	289,862.59	
	50,196.00	50,196.00	118,078.81
	1,319,400.00	1,319,400.00	
	80,000.00	80,000.00	
			29,275.00
	4,000.00	4,000.00	
	93,500.00	93,500.00	605,500.00
	427,842.85	427,842.85	255,600.00
2021	60,000.00	60,000.00	
	1,479,000.00	1,479,000.00	6,687,000.00
	10,000.00	10,000.00	
-			40,000.00
			100,700.00
	550,000.00	550,000.00	350,000.00
			8,100.00
“ ”			73,000.00
	240,000.00	240,000.00	10,000.00
			100,000.00
			100,000.00
	609,719.00	609,719.00	674,635.00
	1,907,844.00	1,907,844.00	912,328.00
2020			14,400.00
			500
	18,000.00	18,000.00	
	4,000.00	4,000.00	
	90,000.00	90,000.00	
	2,500.00	2,500.00	
	10,000.00	10,000.00	
	92,700.00	92,700.00	
	11,900.00	11,900.00	16,600.00
			11,600.00
2021			35,900.00
	35,130,439.44	35,130,439.44	45,380,561.71

	1	1-2	2-5	5		
	2,437,356.62				2,437,356.62	2,437,356.62
	1,165,378,209.87				1,165,378,209.87	1,165,378,209.87
	51,315,231.56				51,315,231.56	51,315,231.56
	2,771,141.90	479,409.67	1,086,981.27		4,337,532.84	4,163,496.63
	1,221,901,939.95	479,409.67	1,086,981.27		1,223,468,330.89	1,223,294,294.68

	1	1-2	2-5	5		
	939,862,018.25				939,862,018.25	939,862,018.25

1.		545,426,412.66		545,426,412.66
1		545,426,412.66		545,426,412.66
			137,175,204.91	137,175,204.91
		96,527,908.89		96,527,908.89
			21,244,423.60	21,244,423.60

		(%)	(%)
		34.12	50.64

2019 12 5

125,667,408

2019 12 5



			5,359,500.00	48,640,500.00			175,500.00	1,782,597.94
			5,359,500.00	48,640,500.00			175,500.00	1,782,597.94

2021 1 29

2021

2021

2021

2021

2021

2021 2 26

2021

2021

2021

2021

2021 3 12

2021

2021

2,000

1,778.50

221.50

3 12

368

9.69

2021 12 3

2021

9.69 / 9.47 /

2021

2021

“ ”

2021 12 3

2023 12 4

2021

2021

2021

2022

2022

9.08v

1	2022	7	12			
	87			52.2		
				2023	9	15
				2024	2	22
2	2021	6	10			
		350				
					2022	11 18
				2023	5	30
3				MAISHABOTTLERS&BEVERAGESLIMITED		
2017	6	30			3,423,340	
			MAISHA	2022	6	10
	2023	12	31	456	82	
			169,342,773.79	41,617,661.78		70,922,121.20
479,300.00			47,676,390.81	500,000.00		8,147,300.00
				3		4,668,576.30
()			3			

3,264,271.50		0	0
	19,800,000.00	1,685,970.00	
		58,162,057.21	
4,668,668.33			
3,271,526.93			

10				0
10				0
	10			2.4
	10			0
	10			0
				1,164,901
		759,609,639		10
		2.4		0
		10	0	

1	1	723,202,559.90	764,232,119.05
1	2	457,357,624.80	195,337,120.14
2	3	109,785,684.85	80,317,310.21
3		169,611,719.37	184,956,838.34
3	4	47,696,053.48	80,901,428.02
4	5	52,131,525.33	43,676,875.58
5		69,784,140.56	60,378,534.74
		1,459,957,588.92	1,224,843,387.74

	13,952,0 54.38	0.96 %	13,952,0 54.38	100.0 0%	0.00	13,662, 775.61	1.12 %	13,662, 775.61	100.0 0%	0.00
	1,446,00 5,534.54	99.04 %	290,472, 772.85	20.09 %	1,155 ,532, 761.6 9	1,211,1 80,612. 13	98.88 %	269,44 9,797.0 2	22.25 %	941,7 30,81 5.11
	1,446,00 5,534.54	99.04 %	290,472, 772.85	20.09 %	1,155 ,532, 761.6 9	1,211,1 80,612. 13	98.88 %	269,44 9,797.0 2	22.25 %	941,7 30,81 5.11
	1,459,95 7,588.92	100.0 0%	304,424, 827.23	20.85 %	1,155 ,532, 761.6	1,224,8 43,387. 74	100.0 0%	283,11 2,572.6 3	23.11 %	941,7 30,81 5.11

					9					
--	--	--	--	--	---	--	--	--	--	--

4



	22,374,095.55	

3	4	20,000.00	1,088,728.22
4	5	965,528.07	
5		0.00	
		76,971,975.19	221,495,178.72

	76,971,975.19	100.00%	8,185,691.44	10.63%	68,786,283.75	221,495,178.72	100.00%	12,280,524.86	5.54%	209,214,653.86
	76,971,975.19	100.00%	8,185,691.44	10.63%	68,786,283.75	221,495,178.72	100.00%	12,280,524.86	5.54%	209,214,653.86
	76,971,975.19	100.00%	8,185,691.44	10.63%	68,786,283.75	221,495,178.72	100.00%	12,280,524.86	5.54%	209,214,653.86

4

1	1	54,173,565.09	2,708,678.25	5.00%
1	2	21,383,186.33	4,276,637.27	20.00%
2	3	429,695.70	214,847.85	50.00%



	12	()	()	
	219,361,443.49	2,133,735.23		221,495,178.72
--				
--				
--				
--				
	143,708,043.95	815,159.58		144,523,203.53
	75,653,399.54	1,318,575.65		76,971,975.19

	12,280,524.86		4,094,833.42		8,185,691.44
	12,280,524.86		4,094,833.42		8,185,691.44

		22,000,000.00	1 1-2	28.58%	2,900,000.00
		16,500,000.00	1	21.44%	825,000.00
		4,000,000.00	1	5.20%	200,000.00
		2,949,000.00	1	3.83%	147,450.00
		1,700,948.00	1 1-2	2.21%	129,347.20
		47,149,948.00		61.26%	4,201,797.20

	4,025,129, 967.51		4,025,129,967.51	2,376,590, 903.42		2,376,590,903.4 2
	79,480,67 5.63	10,192,04 2.24	69,288,633.39	79,364,87 0.48	10,192,042.24	69,172,828.24
	4,104,610, 643.14	10,192,04 2.24	4,094,418,600.90	2,455,955, 773.90	10,192,042.24	2,445,763,731.6 6

	1,650,575 .00						1,650,575 .00	
	1,066,674 .50						1,066,674 .50	
	100,000,0 00.00						100,000,0 00.00	
	535,667,0 00.00						535,667,0 00.00	
	88,500,00 0.00						88,500,00 0.00	
	6,615,105 .00						6,615,105 .00	
	54,589,60 0.00						54,589,60 0.00	
	6,599,880 .00						6,599,880 .00	
	618,060.0 0						618,060.0 0	
	151,950,0 00.00						151,950,0 00.00	
	500,000,0 00.00						500,000,0 00.00	
	36,100,00 0.00						36,100,00 0.00	
	142,100,0 00.00		29,100,00 0.00				171,200,0 00.00	
	132,709.7 3						132,709.7 3	
	350,000,0 00.00		620,000,0 00.00				970,000,0 00.00	
	115,000,0 00.00						115,000,0 00.00	
	145,000,0		860,000,0				1,005,000	

	00.00		00.00				,000.00	
	10,000,00 0.00		2,000,000 .00				12,000,00 0.00	
	66,860,00 0.00						66,860,00 0.00	
	1,047,776 .00		5,919,590 .57				6,967,366 .57	
	4,532,318 .16		491,456.8 6				5,023,775 .02	
	2,019,175 .88						2,019,175 .88	
	5,000,000 .00						5,000,000 .00	
			75,491,00 0.00				75,491,00 0.00	
			47,289,00 0.00				47,289,00 0.00	
			764,580.0 0				764,580.0 0	

	69,17 2,828. 24	10,19 2,042. 24		1,789, 417.3 8	2,169, 222.5 3			264,0 00.00			69,28 8,633. 39	10,19 2,042. 24
--	-----------------------	-----------------------	--	----------------------	----------------------	--	--	----------------	--	--	-----------------------	-----------------------

	-709,961.85	
	35,130,439.44	
	22,674,452.61	
	1,192,240.88	

